

Making life comfortable[™]



A wide-angle landscape photograph of a Norwegian fjord. In the foreground, a small town with white houses and dark roofs is nestled in a valley. A long bridge spans the fjord in the middle ground. The background is dominated by steep, snow-covered mountains under a sky with scattered white clouds.

Experience Scandinavian passion

IMG® is located in Sykkylven, Norway – famous for its steep mountains and deep fjords as well as the home for Scandinavian production and development centre for Scandinavian comfort recliners.

IMG®'s core commitments are comfort, quality and innovative design. With generations of experience, we create furniture based on the Scandinavian approach to relaxation. IMG®'s inspiration comes from you and what you require for ultimate relaxation. It is this foundation and focus that assures each piece of our furniture is carefully crafted to meet your needs and expectations.

Our entire range is designed, engineered and tested by our Norwegian product development team and produced in our own specialized, vertically integrated manufacturing facilities in Vietnam, Thailand and Lithuania.

Every element of our design has been researched and engineered with a focus on both functionality and comfort, backed with a 10-year warranty so you can rest assured that you have invested in state-of-the-art Scandinavian inspired furniture that lasts.

Find out for yourself by visiting one of our retailers and discover body correct support leading to true Norwegian comfort created by IMG®.

A reflective gaze, a moment of pause to appreciate and respect nature and all her elements

That is the Scandinavian way, to be in harmony with your surroundings, to coexist responsibly with the environment and acknowledge the place and part you play in this world.

At IMG® we strive to make the world a better and more comfortable place, one body at a time.

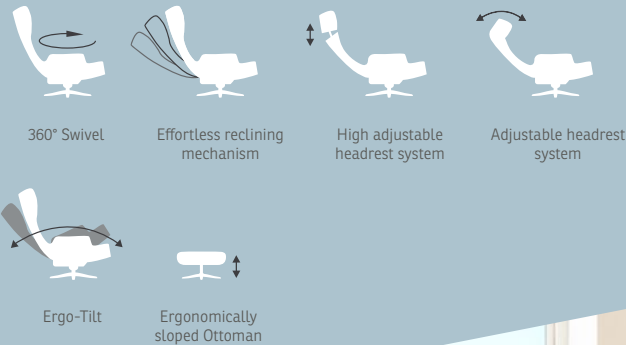
Contents

Space Recliners	6-9
Space Power	10-13
Scandi Recliner	14-15
Nordic Recliners	16-19
Codi Recliners	20-21
Sofas	22-27
Relaxers	28-31
Lift Chair	32-35
Reclining Sofa	36-39
Fabrics, Leathers & Wood	40-43
Measurement	44-47



Space

An icon of modern Scandinavian design, the Space recliner has a streamlined silhouette with its slim back and arms, and a sleek steel star base that are equally suited to contemporary and timeless interiors. Simply adjust the contoured back, headrest and ergonomic footstool to create your perfect place for relaxation



Features



- 1 Soft polyurethane foam and fibrefill layer ensures optimum softness
- 2 Adjustable head and neck support gives you the ultimate comfort in all seating positions
- 3 A choice of top grain leathers or high quality fabrics provide a luxurious look
- 4 Injection moulded Cold-Cured foam ensures ergonomically correct seating posture and enhanced support that lasts
- 5 Steel springs located throughout the back and seat provide optimum support whilst cradling the body
- 6 Features an infinitely variable, pneumatically aided backrest
- 7 A steel frame provides durable construction and optimum strength
- 8 Centre post swivel ensures effortless movement and unsurpassed stability

Space 5300W
 Leather: Trend 401 Tuxedo
 Wood: 928 Walnut
 Base: Classic Black

Disclaimer: Due to the handmade nature of this product, all measurements are approximate and can vary in size on any individual product up to 2 cm

10

YEAR

WARRANTY

10 years on molded foam cushions and steel frames

5 years on mechanisms

2 years on leather and fabric covers

DESIGNED IN NORWAY



Space 5000

Leather: Trend 401 Tuxedo
Wood: 900 Nature Beech
Base: Classic Polished



Space 5100

Fabric: Mishi 001 Pebble
Wood: 920 Black
Base: Classic Black



Space 5100

Leather: Linea 620 Giallo
Wood: 928 Walnut
Base: Classic Black



Space 5300

Leather: Prime 327 Sky
Wood: 921 Chalk Nature
Base: Classic Polished



Space 5300

Leather: Trend 417 Cinder
Wood: 928 Walnut
Base: Classic Polished



Space 5300W

Leather: Trend 401 Tuxedo
Wood: 908V Walnut
Base: Classic Black



Space 5100

Leather: Trend 401 Tuxedo
Wood: 920 Black
Base: Classic Polished

Base options



Classic Polished



Classic Black

Height options



Three heights



Space 2100

Leather: Trend 410 Nature
Base: Classic Black



Space 2200

Fabric: Mishi 002 Steel
Base: Classic Polished

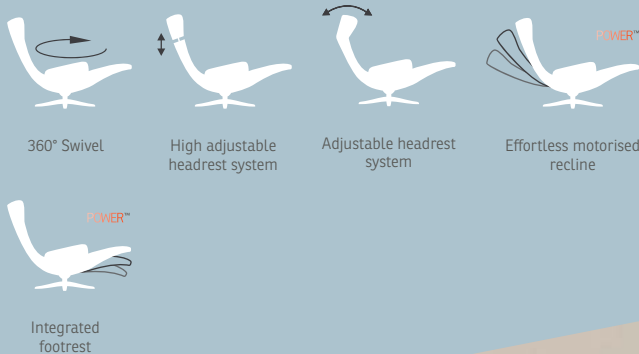


Space 3600

Fabric: Mishi 001 Pebble
Base: Classic Black

SPACE POWER™

The Space Power is the next generation of Scandinavian designed long lasting furniture with ultimate comfort and support. The Space Power recliner comes with a mototrised integrated footrest, making it more compact for extra space. The control buttons are placed discretely under the arm rest for easy access and simple operation



Space Power 3600
Leather: Trend 425 Nordic Grey
Base: Classic Black



Space Power 3600
Fabric: Mishi 003 Periwinkle
Base: Classic Polished



Space Power 3600
Leather: Trend 425 Nordic Grey
Base: Classic Black

Base options



Classic Polished



Classic Black

Dual motor with battery



Features



Control buttons
with charging function



Motorised /
Battery Powered





POWER™

Space Power 2100

Leather: Trend 422 Brick
Base: Classic Black



POWER™

Space Power 3400

Fabric: Mishi 001 Pebble
Base: Classic Polished



POWER™

Space Power 5000

Leather: Trend 419 Cream
Wood: 922 Grey Ash
Base: Classic Black



POWER™

Space Power 5100

Leather: Prime 327 Sky
Wood: 921 Chalk Nature
Base: Classic Polished



POWER™

Space Power 5300W

Leather: Trend 401 Tuxedo
Wood: 908V Walnut
Base: Classic Black



POWER™

Space Power 5400

Leather: Trend 406 Chocolate
Wood: 901V Oak Nature
Base: Classic Polished

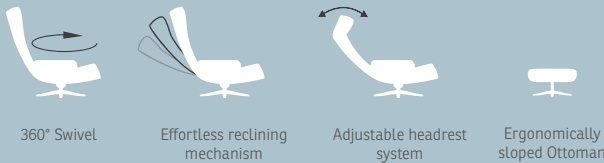


Space Power 5300W

Leather: Trend 401 Tuxedo
Wood: 908V Walnut
Base: Classic Black

Scandi

Clean and contemporary, the Scandi recliner is perfectly proportioned to suit small to medium size customers, who are looking for a chair that balances modern Norwegian design with exceptional, lasting quality. Neat and simply styled, the chair has a lightweight and compact silhouette, ideal for any room size, with a steel finish on the base and side panels for a look that's undeniably sleek



Scandi 1100
Fabric: Caprice 119 Dolphin



Scandi 1100
Leather: Trend 422 Brick



Scandi 1120
Leather: Trend 415 Pacific



Scandi 1320
Leather: Trend 425 Nordic Grey



Scandi 1400
Leather: Trend 419 Cream

Sizes available



Standard



Large

10

YEAR

WARRANTY

10 years on molded foam cushions and steel frames

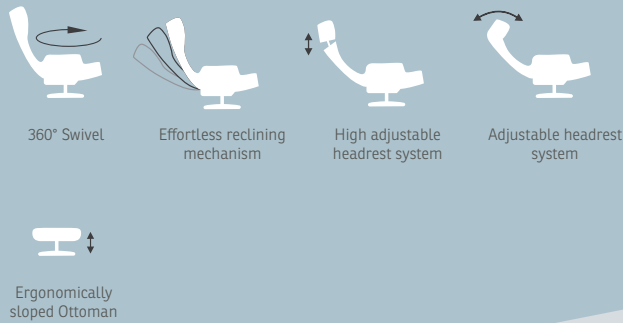
5 years on mechanisms

2 years on leather and fabric covers

DESIGNED IN NORWAY

Nordic

The Nordic recliner range from IMG® offers timeless elegance combined with luxurious comfort and a truly Nordic design theme. A classic Norwegian design that focuses on quality and craftsmanship, utilising laminated wood and steel construction frames to ensure comfort and stability that lasts



Features



- 1

Soft polyurethane foam and fibrefill layer ensures optimum softness
- 2

A choice of top grain leathers or high quality fabrics provide a luxurious look
- 3

Injection moulded Cold-Cured foam ensures ergonomically correct seating posture and enhanced support that lasts
- 4

Adjustable head and neck support gives you the ultimate comfort in all seating positions
- 5

Steel springs located throughout the back and seat provide optimum support whilst cradling the body
- 6

A steel frame provides durable construction and optimum strength
- 7

Ultra-sonic wood lamination combined with a steel undercarriage deliver exceptional strength
- 8

Two steel plates attach to the centre swivel to create unsurpassed stability
- 9

The Comfort-Glide™ mechanism automatically reclines in response to your body weight and movement

Disclaimer: Due to the handmade nature of this product, all measurements are approximate and can vary in size on any individual product up to 2 cm

10

YEAR

WARRANTY

10 years on molded foam cushions and steel frames

5 years on mechanisms

2 years on leather and fabric covers

DESIGNED IN NORWAY

Nordic 91
 Leather: Sauvage 555 Anthracite
 Base: Ring Base 921 Chalk Nature



Nordic 38

Leather: Prime 327 Sky
Base: Ring Base 921 Chalk Nature



Nordic 62

Leather: Prime 326 Yellow
Base: Ring Base 920 Black



Nordic 66

Leather: Linea 618 Arancio
Base: Ring Base 901 Oak



Nordic 91

Leather: Prime 317 Stone
Base: Ring Base 922 Grey Ash



Nordic 93

Leather: Linea 651 Rosa Antico
Base: Ring Base 901 Oak

Sizes available



Standard



Large



3 heights available for ring base
Standard, Low (-4cm), High (+3cm)

Footstool heights



High



Low

Base options



Star base



Ring base

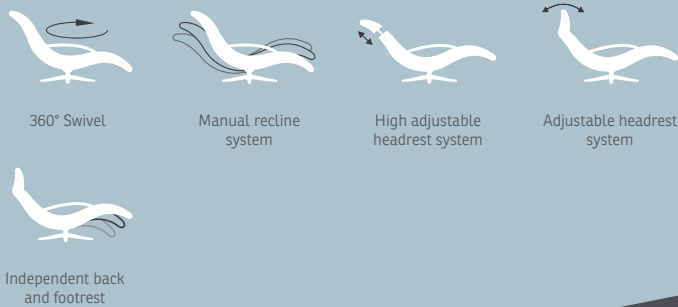


Nordic 38

Leather: Prime 325 Rust
Base: Ring Base 920 Black

Codi

The Codi range balances contemporary sophistication with exceptional comfort. With attention to detail and a sleek silhouette wrapped in luxurious upholstery, this chair comes with a choice of striking back and arm designs that brings Norwegian style to any room. Our Cold-Cured foam cushioning ensures the independent back and footrest and adjustable headrest pillow deliver uninterrupted comfort that lasts



Codi 1200
Fabric: Mishi 001 Pebble
Base: Classic Black



Codi 1000
Fabric: Caprice 116 Clay
Base: Classic Polished



Codi 1200
Fabric: Mishi 001 Pebble
Base: Classic Black



Codi 1350
Leather: Prime 301 Black
Base: Classic Black



Codi 2500
Leather: Sauvage 555 Anthracite
Base: Classic Black



Codi 3000
Leather: Trend 418 Leaf
Wood: 901 Oak
Base: Classic Polished



Codi 3001
Leather: Trend 401 Tuxedo
Base: Classic Black

Base options



Classic Polished



Classic Black



Sofas

The IMG® sofa collection brings together modern Scandinavian style details with comfort and quality. Its sleek, minimal profile and discreet legs make it the ideal design for any contemporary space. With its solid plantation wood frame and no-sag memory springs incased with Cold-Cure foam, our sofas ensure correct body support and durability, with guaranteed relaxation. All of our sofas are designed to be harmoniously paired with our chairs, offering unique styling possibilities



Namsos 3s Duo
Leather: Trend 410 Nature



Namsos 3s Duo
Fabric: Mishi 001 Pebble
Legs: Wood 920 Black



Namsos 3s Duo
Fabric: Oliver 022 Ash
Legs: Wood 920 Black



Namsos 3s Duo
Leather: Trend 410 Nature
Legs: Wood 920 Black



Namsos 3s Duo
Leather: Prime 327 Sky
Legs: Wood 921 Chalk Nature

Leg options



Wood straight



Aluminum Polished



Aluminum Black



Nordal 3s Duo
Leather: Linea 643 Avio
Legs: Wood 920 Black

Configurations

1 seater



2 seater



2.5 seater



3 seater



3 seater duo



Long seat + s2



Long Seat + 2s + corner + 2s



3s + corner + 2s



Caponella 2.5s with 3s Duo

Leather: Prime 317 Stone
Legs: Wood 922 Grey Ash



Caponella 2.5s
Leather: Prime 317 Stone
Legs: Wood 922 Grey Ash



Caponella 3s Duo
Leather: Prime 317 Stone
Legs: Wood 922 Grey Ash



Sorrento 2.5s
Leather: Prime 317 Stone
Legs: Wood 922 Grey Ash



Sorrento 2.5s
Fabric: Mishi 004 Linen
Legs: Wood 920 Black



Sorrento 2.5s
Fabric: Mishi 002 Steel
Legs: Wood 920 Black



Sorrento HB 2.5s
Leather: Prime 324 Blue
Legs: Wood 928 Walnut



Sorrento HB 3s Duo
Leather: Sauvage 555 Anthracite
Legs: Wood 920 Black



Sorrento 2.5s
Fabric: Oliver 021 Denim
Legs: Wood 920 Black



Sorrento 3s Duo
Leather: Prime 317 Stone
Legs: Wood 922 Grey Ash



Sorrento 3s Duo
Leather: Sauvage 555 Anthracite
Legs: Wood 921 Chalk Nature

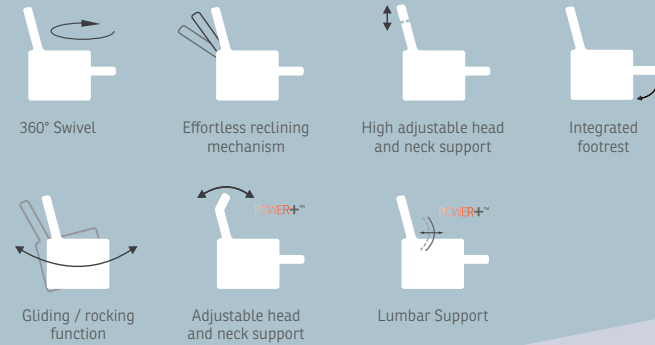


Codi 1000
Leather: Trend 422 Brick

Namsos 3s Duo with Space 5300W
Leather: Trend 401 Tuxedo, Trend 422 Brick
Base: Classic Black

Relaxer

Our range of Relaxers include a design for everyone. Whether you choose traditional contours or contemporary clean lines, you can rest assured that Norwegian quality and design is at the heart of every design. All of our Relaxers are made with Cold-Cure moulded foam cushioning – a unique technology that ensures ultimate comfort, body correct support and long lasting durability



Peak RG265

Leather: Prime 325 Rust
Wood: 911 Espresso

Features



- 1 Injection moulded Cold-Cured foam ensures ergonomically correct seating posture and enhanced support that lasts
- 2 Adjustable head and neck support gives you the ultimate comfort in all seating positions
- 3 Effortless deep recline
- 4 Steel springs located throughout the back and seat provide optimum support whilst cradling the body
- 5 A steel and hardwood frame provides durability and strength
- 6 The advanced base mechanism offers both gliding function and 360 degree swivel
- 7 The integrated footrest and recline can be easily released manually or upgraded to power

Disclaimer: Due to the handmade nature of this product, all measurements are approximate and can vary in size on any individual product up to 2 cm





Cooper RG298
Leather: Prime 317 Stone



Cooper RG398
Fabric: Mishi 002 Steel



Paradise RG279
Fabric: Mishi 004 Linen



Paradise RG379
Fabric: Oliver 021 Denim

Up to 3 sizes available



Compact



Standard



Large

POWER™

Upgrade your Manual relaxer to include a powered recline on top of the standard Power functions

Single motor

Provides effortless reclining at the push of a button

Dual motor

Enables you to operate the back and footrest independently coupled with a full lift function

*Please note this option does not come with a 360 swivel or rocking function

POWER+™

Upgrade your Power relaxer to include a powered headrest and lumbar support on top of the standard Power functions



Motorised Lumbar support
Provides support to the muscles and skeletal structure of the lower back



Motorised head and neck support
Ensures the natural curve of your neck is supported and maintained so your neck can rest comfortably



Avant RG261
Leather: Trend 414 Pebble
Wood: 911 Espresso



Peak RG365
Leather: Trend 418 Leaf
Wood: 901 Oak

With our NEW functions we now offer you gliding, reclining and swiveling functions, as well as motorized, headrest and lumbar support function. These new functions are available on Power + models



POWER+™

Loyd RMS251
Leather: Sauvage 551 Truffle



POWER™

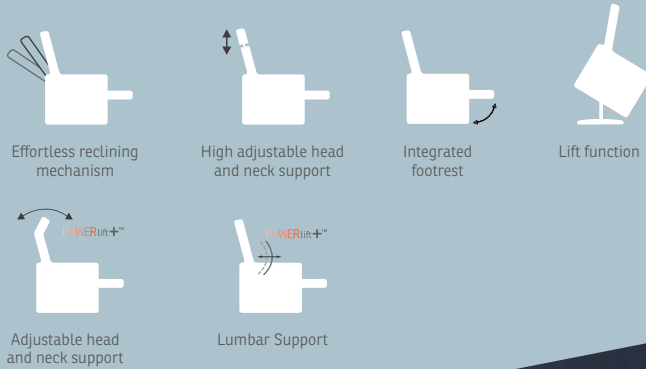
Langdon RM218
Leather: Sauvage 556 Caramel



Monza RG277
Leather: Trend 416 Graphite

Lift chair

The Luxury Lift Powered Recliner combines exclusive patented IMG® technology with unsurpassed comfort. It offers reliability and convenience in the safest and most easily operated lift recliner on the market



POWERlift™
 PowerLift offers a motorised Power Recline and integrated footstol

Single motor
 Provides effortless reclining at the push of a button

Dual motor
 Enables you to operate the back and footrest independently coupled with a full lift function

*Please note this option does not come with a 360 swivel or rocking function

POWERlift+™
 Upgrade your Power relaxer to include a powered headrest and lumbar support on top of the standard Power functions



Motorised Lumbar support
 Provides support to the muscles and skeletal structure of the lower back



Motorised head and neck support
 Ensures the natural curve of your neck is supported and maintained so your neck can rest comfortably



Boss LF287
 Fabric: Mishi 003 Periwinkle



Avant LF261
 Fabric: Habitat 701 Pumice
 Wood: 928 Walnut



Peak LF265
 Fabric: Jena 011 Pepper
 Wood: 928 Walnut

Remote controls



Single Motor Lift Chair



Dual Motor Multifunction



Triple Motor Lift Chair



Quad Motor Lift Chair

Boss LF387
 Fabric: Mishi 003 Periwinkle

10 years on molded foam cushions and steel frames
 5 years on mechanisms
 2 years on motor and battery-parts
 2 years on leather and fabric covers

DESIGNED IN NORWAY



Cooper MF298
Fabric: Mishi 005 Granite



Cooper MF298
Fabric: Mishi 002 Steel



Paradise MF279
Leather: Trend 417 Cinder



Paradise MF279
Fabric: Jena 014 Charcoal



Paradise MF379
Fabric: Mishi 001 Pebble



Paradise MF379
Leather: Trend 401 Tuxedo



Amanda MFS297
Fabric: Mishi 005 Granite

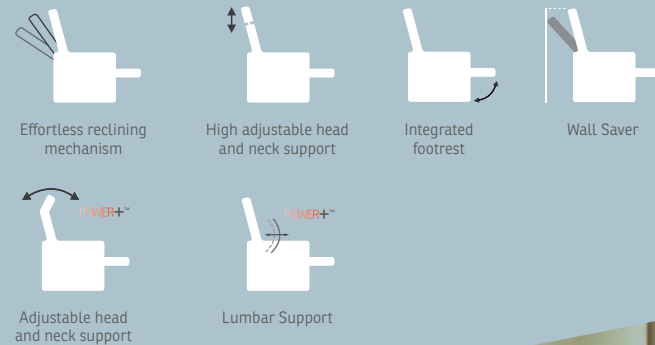


Monza MF379
Leather: Prime 301 Black



Reclining Sofa

A selection of our relaxers have matching reclining sofas and home theatre set ups. Endless combinations from our product range make them perfect for customizing and creating your own personal perfect fit



Peak WS365 2s
Leather: Trend 410 Nature
Wood: 901 Oak



Amanda WM397 2s
Leather: Trend 409 Cognac



Avant WM361 AV
Leather: Trend 414 Pebble
Wood: 911 Espresso



Rechargeable battery

The rechargeable battery option can be used on IMG's motorized recliners and home theatre seating line up. This is the perfect solution for those who want the power recline function, but either don't have access to a wall outlet or are placing the furniture in the middle of their room and don't want unsightly power cords stretching across the floor.

A fully charged battery provides normally up to 300 complete cycles. The number of cycles will increase / decrease depending on load.



Green and durable foam

The IMG Cold-Cured molded foam process is unique and guarantees absolute comfort, durability and a cleaner greener product. This space age material encases the interior steel frame and sinuous springs, allowing for body-friendly curvatures to be covered with glove-fitted upholstery.



Button options

Dual Sensor Button and USB Port controls are intended for use in Relaxers plugged into a wall socket, and are NOT recommended in combination with battery.

*Options available: Black round with USB, Sensor (no battery connection) Steel round button

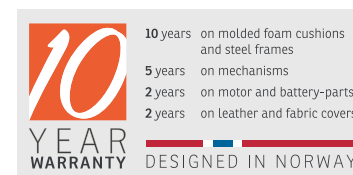


Space efficient

Our Motion Furniture efficiently utilizes available space. In addition each unit can be placed within a mere 15cm of a wall due to our unique wall-saver mechanism.

Arms

Our Motion Arms incorporate a small convenience table, cup holders and internal storage





Cooper WM398 1s
Leather: Trend 420 Cream

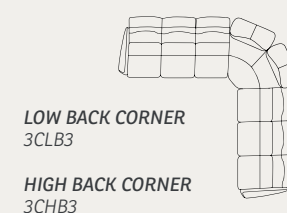
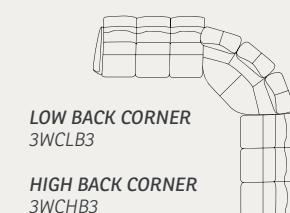
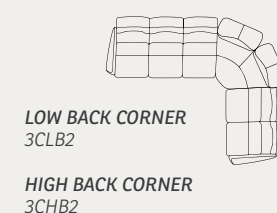
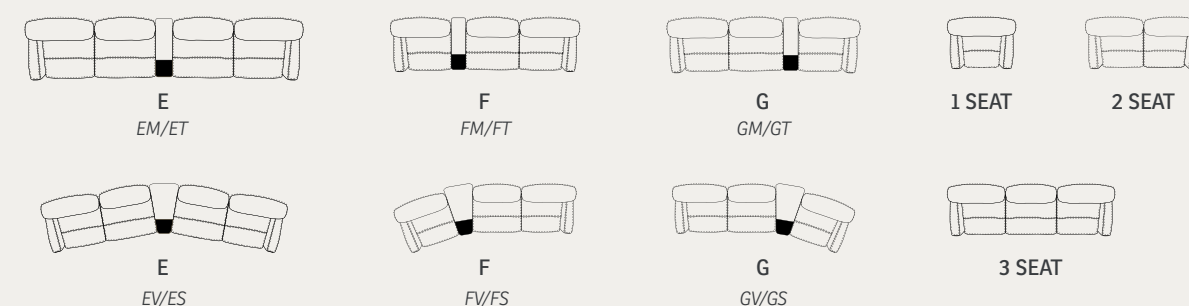
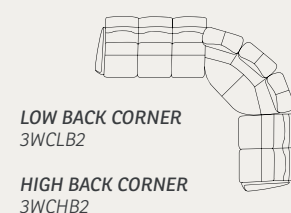
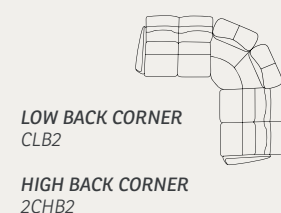
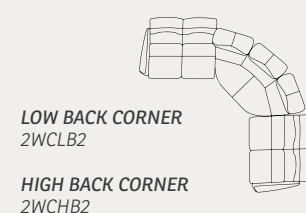
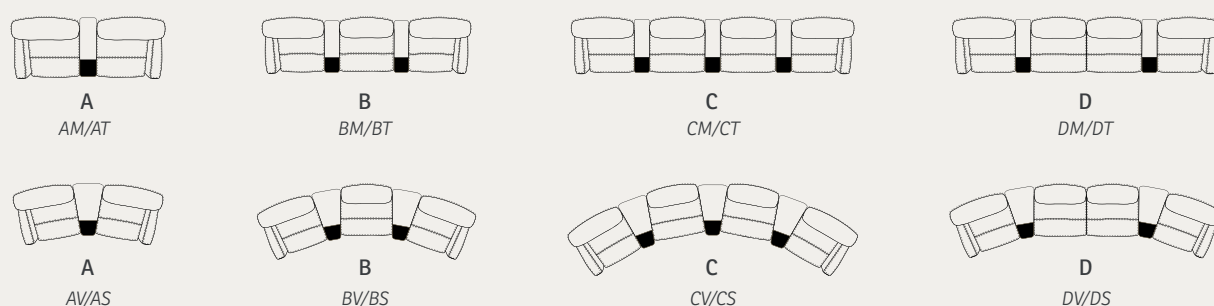


Monza WM377 AV
Leather: Trend 401 Tuxedo
Wood: 911 Espresso



Paradise WM379 DV
Leather: Trend 413 Chili

Our Modular Seating program is one of the most versatile available. A variety of configurations can be tailored to your specific needs. More than a program, it is a complete system that includes a sofa, love-seat, chairs and home theatre seating combinations as illustrated below.



The theatre seating can be custom configured using different arms. This provides a choice of straight rows (for rooms with limited depth) or curved rows for better viewing. All arms incorporate a small convenience table and internal storage.

Fabrics

IMG® offer a wide range of fabric types selected to suit many homes and lifestyles. Ultra Smart fabric is another alternative that is durable and stain resistant.

Please ask your retailer for more information

CAPRICE

COMPOSITION: 97% POLYESTER, 3% NYLON | MARTINDALE: >50.000 | PILLING: 4-5 | COLOUR FASTNESS TO LIGHT: 5 | FOAM CLEANING / WASH 40°



HABITAT

COMPOSITION: 100% POLYESTER | MARTINDALE >50.000 | PILLING 4-5 | COLOUR FASTNESS TO LIGHT 5 | FOAM CLEANING / WASH 40°



JENA

COMPOSITION: 100% POLYESTER | MARTINDALE 50.000 | PILLING 4-5 | COLOUR FASTNESS TO LIGHT 4 | SPOT CLEANING / PROFESSIONAL CLEANING



MISHI

COMPOSITION: 100% POLYESTER | MARTINDALE 50.000 | PILLING 4-5 | COLOUR FASTNESS TO LIGHT 5 | SPOT CLEANING / PROFESSIONAL CLEANING



OLIVER


COMPOSITION: 100% POLYESTER | MARTINDALE 45.000 | PILLING 4-5 | COLOUR FASTNESS TO LIGHT 5 | SPOT CLEANING / PROFESSIONAL CLEANING



*ULTRA SMARTFABRIC

Easy to clean

COMPOSITION: 95% POLYESTER, 5% NYLON | MARTINDALE: >50.000 | PILLING: 4 | COLOUR FASTNESS TO LIGHT: 4-5 | SPOT CLEANING/SMART FABRIC



*SMARTFABRIC technology combines a performance fibre with a performance finish to give our fabrics inherent durability and longevity. Spills bead, sitting on top of the fabric until they are gently blotted with a cloth for cleanup.

Leather & Wood

Leather is a natural product and every hide has its own unique characteristics. Colour and grain variations are normal and can vary from hide to hide. Common surface variations include scratches, wrinkles and healed scars. Colour change will occur with time, due to use and the effect of light. Dye lot variations on hides and fabrics might occur between samples, floor stock and delivered furniture. The appearance and colour of the stain may vary depending upon the type of wood and individual grain patterns.

PRIME

PRIME is a slightly corrected, top grain aniline-dyed and pigmented upholstery leather with a thickness between 0.8-1.0 mm



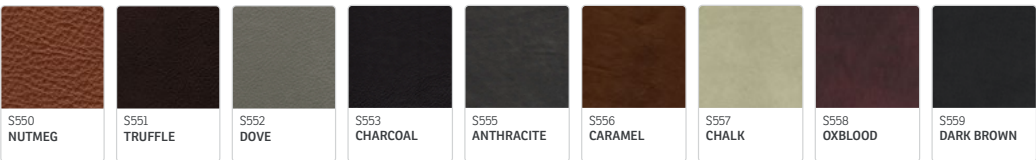
TREND

TREND is a premium top grain aniline-dyed upholstery leather with a rich and comfortable feel




SAUVAGE

SAUVAGE is a natural milled top grain, upholstery leather made from the best rawhide selection.



WOOD COLOURS

A number of products with visable wood can be delivered in a wide range of colours and finishes.



veneer*



*Only available on Space 5000 series

* Printed colors in this catalogue may appear different from the actual cover colors.
** Cover will be discontinued from time to time.

* Printed colors in this catalogue may appear different from the actual cover colors.
** Cover will be discontinued from time to time.

Leather

LINEA is a premium top grain, aniline dyed through upholstery leather, with a rich comfortable feel supported by an extensive colour palette. The advanced upholstery protection of Linea retains the natural characteristics of a quality leather. Linea has a natural subtle fine grain with a thickness of 0.9 - 1.1mm which fits perfect for upholstery applications. Its soft waxy feel coupled with a semi-matt appearance adds to its luxurious personality.



- The Mastrotto Linea range is available on all IMG designs.
- Allow an additional 2 weeks for completion.



* Printed colors in this catalogue may appear different from the actual cover colors.
** Cover will be discontinued from time to time.

* Printed colors in this catalogue may appear different from the actual cover colors.
** Cover will be discontinued from time to time.

SPACE



SPACE 2100
W: 76 D: 84 H: 109



SPACE 2200
W: 80 D: 84 H: 109



SPACE 3600
W: 84 D: 84/87 H: 105/118



SPACE 5000
W: 84 D: 84/87 H: 105/118

SCANDI



SC1100
Standard: W: 77 D: 84 H: 102
Large: W: 82 D: 88 H: 105



SC1120
Standard: W: 74 D: 84 H: 102
Large: W: 79 D: 88 H: 105



SC1320
Standard: W: 74 D: 84 H: 102
Large: W: 79 D: 88 H: 105



SC1400
Standard: W: 77 D: 84 H: 102
Large: W: 82 D: 88 H: 105



SPACE 5100
W: 84 D: 84/87 H: 105/118



SPACE 5300
W: 86 D: 84/87 H: 105/118



NC38
Standard: W: 76 D: 75 H: 100
Large: W: 81 D: 78 H: 102



NC62
Standard: W: 77 D: 80 H: 105
Large: W: 82 D: 83 H: 107



NC66
Standard: W: 77 D: 80 H: 105
Large: W: 82 D: 83 H: 107



NC91
Standard: W: 77 D: 76 H: 100/112
Large: W: 82 D: 79 H: 104/116

SPACE POWER



SPM2100
W: 76 D: 87 H: 106



SPM3400
W: 76 D: 87/92 H: 95/108



SPM3600
W: 80 D: 87/92 H: 95/108



SPM5000
W: 86 D: 87/92 H: 95/108



NC93
Standard: W: 79 D: 77 H: 102/115
Large: W: 84 D: 80 H: 104/116



CODI 1000
W: 71 D: 88 H: 106



CODI 1200
W: 72 D: 90 H: 102



CODI 1350
W: 71 D: 88 H: 106



SPM5100
W: 86 D: 87/92 H: 95/108



SPM5300W
W: 86 D: 88/93 H: 96/109



SPM5400
W: 86 D: 88/93 H: 96/109



CODI 2500
W: 79 D: 88/92 H: 104.5/117.5



CODI 3000
W: 68 D: 93 H: 113



CODI 3001
W: 68 D: 93 H: 113

RELAXER



RG AVANT
261: W: 77 D: 93/97 H: 100/112.5
361: W: 82.5 D: 93/97 H: 100/112.5



RG COOPER
198: W: 78 D: 87/91 H: 93/105
298: W: 84 D: 96/100 H: 99.5/112.5
398: W: 90 D: 96/100 H: 99.5/112.5



RM LANGDON
218: W: 81 D: 92 H: 103
318: W: 86 D: 92 H: 105



RMS LOYD
251: W: 78 D: 92 H: 106
351: W: 83 D: 92 H: 107



RG MONZA
177: W: 70 D: 85/89 H: 93/105
277: W: 77 D: 93/97 H: 100/112
377: W: 82 D: 93/97 H: 100/112



RG PARADISE
179: W: 71 D: 86/90 H: 93/105
279: W: 76 D: 93/97 H: 100/112
379: W: 81 D: 93/97 H: 100/112



RG PEAK
265: W: 79 D: 93/97 H: 99.5/113.5
365: W: 84 D: 93/97 H: 99.5/113.5

LIFT CHAIR



MFS AMANDA
297: W: 79 D: 91 H: 105
397: W: 85 D: 92 H: 107



LF AVANT
261: W: 78 D: 94/98 H: 102-115/139-152
361: W: 83 D: 94/98 H: 102-115/139-152



LF BOSS
287: W: 82 D: 96/100 H: 104-117/142-154
387: W: 87 D: 96/100 H: 104-117/142-154



MF COOPER
298: W: 90 D: 94/98 H: 104-117/142-154
398: W: 95 D: 94/98 H: 104-117/142-154



MF MONZA
277: W: 77 D: 88/92 H: 103-116/140-153
377: W: 81 D: 88/92 H: 103-116/140-153



MF PARADISE
279: W: 76 D: 88/92 H: 103-116/140-153
379: W: 81 D: 88/92 H: 103-116/140-153



LF PEAK
265: W: 78 D: 94/98 H: 102-115/139-152
365: W: 83 D: 94/98 H: 102-115/139-152

RECLINGING SOFA

** See line drawings of the different configurations on page 38-39



AVANT
1s: W: 80 D: 93/97 H: 101/114
2s: W: 133.5 D: 93/97 H: 101/114
3s: W: 192 D: 93/97 H: 101/114

AM/AT: W: 154.5 D: 93/97 H: 101/114
AV: W: 171.5 D: 102/106 H: 101/114
AS: W: 157 D: 99.5/103.5 H: 101/114

BM/BT: W: 231 D: 93/97 H: 101/114
BV: W: 263 D: 109.5/113.5 H: 101/114
BS: W: 255.5 D: 108.5/112.5 H: 101/114

CM/CT: W: 307.5 D: 93/97 H: 101/114
CV: W: 351 D: 126.5/129 H: 101/114
CS: W: 340.5 D: 122/126 H: 101/114

DM/DT: W: 283.5 D: 93/97 H: 101/114
DV: W: 315.5 D: 109.5/113.5 H: 101/114
DS: W: 308 D: 108.5/112.5 H: 101/114

EM/ET: W: 259.5 D: 93/97 H: 101/114
EV: W: 276 D: 106/109.5 H: 101/114
ES: W: 266 D: 104/109 H: 101/114

FM/FT: W: 207 D: 93/97 H: 101/114
FV: W: 223 D: 109.5/113.5 H: 101/114
FS: W: 219.2 D: 108.5/112.5 H: 101/114

GM/GT: W: 207 D: 93/97 H: 101/114
GV: W: 223 D: 109.5/113.5 H: 101/114
GS: W: 219.2 D: 108.5/112.5 H: 101/114



MONZA
1s: W: 85 D: 94/97 H: 101/114
2s: W: 140 D: 94/97 H: 101/114
3s: W: 195 D: 94/97 H: 101/114

AM/AT: W: 162 D: 94/97 H: 101/114
AV: W: 165 D: 96/100 H: 101/114
AS: W: 155.5 D: 98/102 H: 101/114

BM/BT: W: 239 D: 94/97 H: 101/114
BV: W: 240 D: 104/108 H: 101/114
BS: W: 236 D: 109/113 H: 101/114

CM/CT: W: 316 D: 94/97 H: 101/114
CV: W: 329 D: 115/119 H: 101/114
CS: W: 323 D: 125/129 H: 101/114

DM/DT: W: 292 D: 94/97 H: 101/114
DV: W: 294 D: 104/108 H: 101/114
DS: W: 289 D: 109/113 H: 101/114

EM/ET: W: 268 D: 94/97 H: 101/114
EV: W: 269 D: 100/104 H: 101/114
ES: W: 268 D: 104/108 H: 101/114

FM/FT: W: 215 D: 94/97 H: 101/114
FV: W: 216 D: 103/107 H: 101/114
FS: W: 207.5 D: 109/113 H: 101/114

GM/GT: W: 215 D: 94/97 H: 101/114
GV: W: 216 D: 103/107 H: 101/114
GS: W: 207.5 D: 109/113 H: 101/114



PARADISE
1s: W: 84 D: 94/97 H: 101/115
2s: W: 139 D: 94/97 H: 101/115
3s: W: 194 D: 94/97 H: 101/115

AM/AT: W: 165 D: 94/97 H: 101/115
AV: W: 164 D: 99/103 H: 101/115
AS: W: 156.5 D: 101/105 H: 101/115

BM/BT: W: 245 D: 94/97 H: 101/115
BV: W: 243 D: 107/111 H: 101/115
BS: W: 243.5 D: 114/118 H: 101/115

CM/CT: W: 325 D: 94/97 H: 101/115
CV: W: 347 D: 120/124 H: 101/115
CS: W: 334 D: 129/133 H: 101/115

DM/DT: W: 301 D: 94/97 H: 101/115
DV: W: 301 D: 107/111 H: 101/115
DS: W: 299 D: 113/117 H: 101/115

EM/ET: W: 277 D: 94/97 H: 101/115
EV: W: 274 D: 104/108 H: 101/115
ES: W: 270 D: 108/112 H: 101/115

FM/FT: W: 221 D: 94/97 H: 101/115
FV: W: 220 D: 107/111 HH: 101/115
FS: W: 219 D: 113/117 H: 101/115

GM/GT: W: 221 D: 94/97 H: 101/115
GV: W: 220 D: 107/111 H: 101/115
GS: W: 219 D: 113/117 H: 101/115

CORNER
2WLB2: W: 265/269 D: 265/269 H: 101/115
3WLB3: W: 320/324 D: 320/324 H: 101/115
3WLB2: W: 320/324 D: 265/269 H: 101/115

2W2: W: 265/269 D: 265/269 H: 101/115
3W3: W: 320/324 D: 320/324 H: 101/115
3W2: W: 320/324 D: 265/269 H: 101/115

2CLB2: W: 226/230 D: 226/230 H: 101/115
3CLB3: W: 281/285 D: 281/285 H: 101/115
3CLB2: W: 281/285 D: 226/230 H: 101/115

2C2: W: 226/230 D: 226/230 H: 101/115
3C3: W: 281/285 D: 281/285 H: 101/115
3C2: W: 281/285 D: 226/230 H: 101/115

WLB: W: 183 D: 105 H: 80
W: W: 183 D: 111/115 H: 101/115
CLB: W: 133 D: 94 H: 80
C: W: 138 D: 96/100 H: 101/115

SOFA N-Series



NORDAL
1s: W: 98 D: 84 H: 84
2s: W: 158 D: 84 H: 84
2.5s : W: 188 D: 84 H: 84
3s/3.0s Duo : W: 218 D: 84 H: 84



NAMSOS
1s: W: 98 D: 84 H: 84
2s: W: 130 D: 84 H: 84
2.5s : W: 160 D: 84 H: 84
3s/3.0s Duo : W: 190 D: 84 H: 84

SOFA G-Series



CAPONELLA
2.5s: W: 184 D: 97 H: 86
3s/3.0s Duo : W: 227 D: 97 H: 86
3.5s : W: 249 D: 97 H: 86



SORRENTO
1.5s: W: 111 D: 93 H: 86
2s: W: 158 D: 93 H: 86
2.5s : W: 173 D: 93 H: 86
3s/3.0s Duo : W: 217 D: 93 H: 86
3.5s : W: 241 D: 93 H: 86
2.5s HB: W: 176 D: 92 H: 101
3.0s /3.0s Duo HB: W: 212 D: 92 H: 101



IMG® New Zealand Ltd

100 Takanini School Rd, Takanini 2105, Auckland
P O Box 202-149, Southgate, Takanini 2246 Auckland, New Zealand
Tel: +64 9 215 9549

www.imgcomfort.com

DESIGNED IN NORWAY